



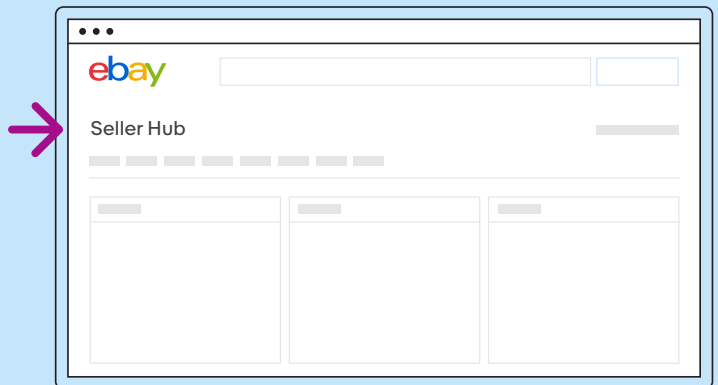
How to set up eBay international standard delivery via the Seller Hub

Selling internationally can help boost your total sales by up to 10%. And eBay international standard delivery allows you to save an average of 9% a year over standard rates, making your items more attractive to buyers worldwide. You can easily offer eBay international standard delivery as a shipping option when you create a new listing. Or add it to items that are already listed and live on eBay.

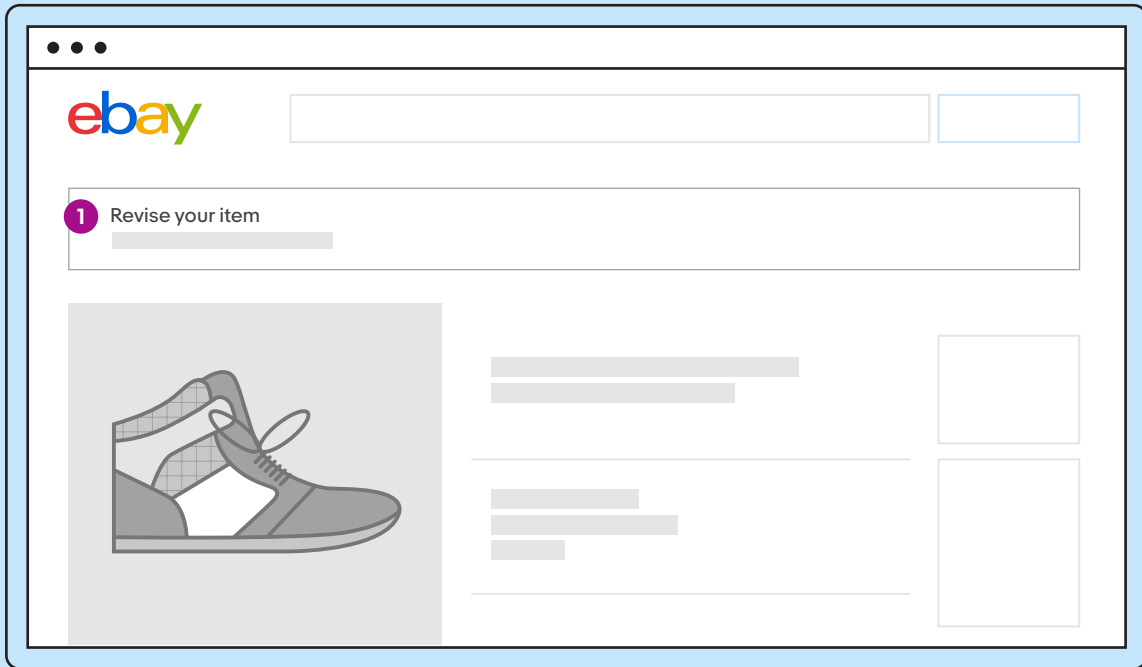


Before you begin

These instructions are for adding eBay international standard delivery to your listings via the **Seller Hub** using the full-featured **Business Tool**. If you manage your listings via My eBay using the streamlined Quick Listing Tool, view or download the alternate instructions [here](#).



eBay international standard delivery



Step 1

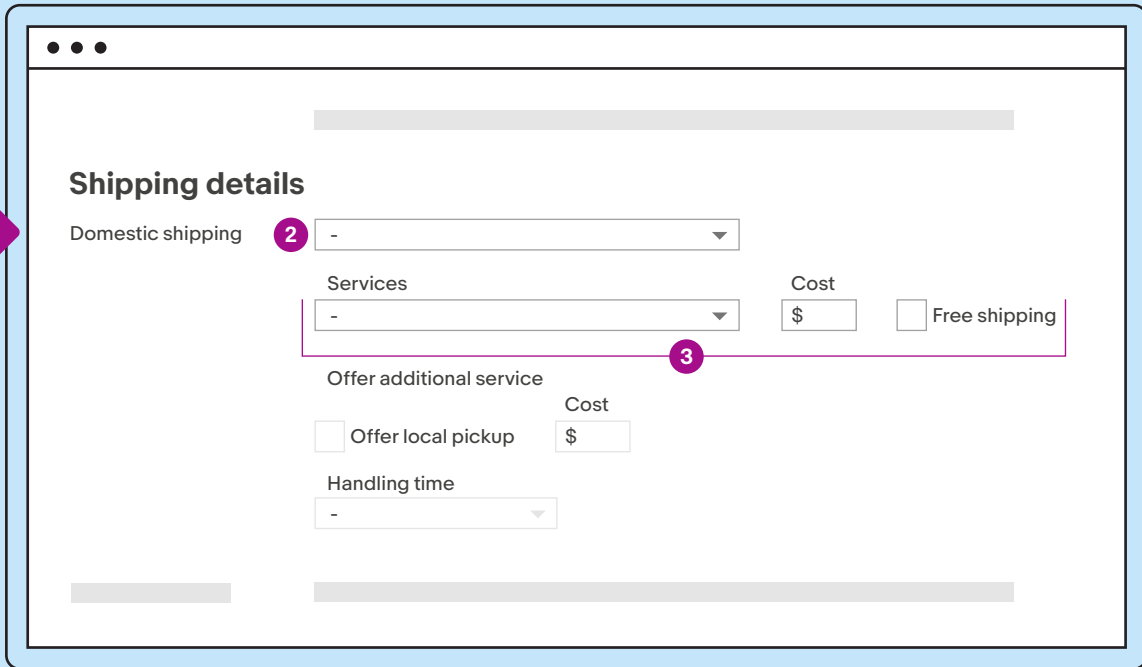
Create a new listing and add the usual product details, photos, descriptions, etc.

OR

Revise an existing item by going to **Listings**, selecting the **item**, then clicking **Revise your item**.



eBay international standard delivery



The screenshot shows the 'Shipping details' section of an eBay listing. A pink arrow points to the 'Shipping details' heading. A pink circle with the number '2' is next to the 'Domestic shipping' dropdown menu. A pink circle with the number '3' is next to the 'Services' dropdown menu. A pink box highlights the 'Services' dropdown, the 'Cost' field, and the 'Free shipping' checkbox.

Shipping details

Domestic shipping **2** -

Services **3** - Cost \$ Free shipping

Offer additional service

Offer local pickup Cost \$

Handling time -

Step 2

Scroll down (way down) to the **Shipping details** section and select a **domestic shipping** option (Flat, Calculated, Freight, No shipping).

Step 3

Under **Services**, select a **domestic** carrier and service.

If you selected “Flat: same cost to all buyers” in Step 2, enter a dollar amount in the **Cost** field.

OR

Click the **Free shipping** box (buyers love free shipping).



eBay international standard delivery

The screenshot shows the 'Shipping details' section of an eBay listing. It includes a 'Domestic shipping' dropdown menu, a 'Services' dropdown menu, a 'Cost' field with a '\$' symbol, and a 'Free shipping' checkbox. Below these are three numbered steps highlighted in purple circles: Step 4 is 'Offer additional service' with a 'Cost' field; Step 5 is 'Offer local pickup' with a checkbox and a '\$' field; Step 6 is 'Handling time' with a dropdown menu showing a hyphen '-'.

Step 4 (optional)

Click on **Offer additional service** if you'd like to add another **domestic** carrier, service or an expedited shipping option.

Step 5 (optional)

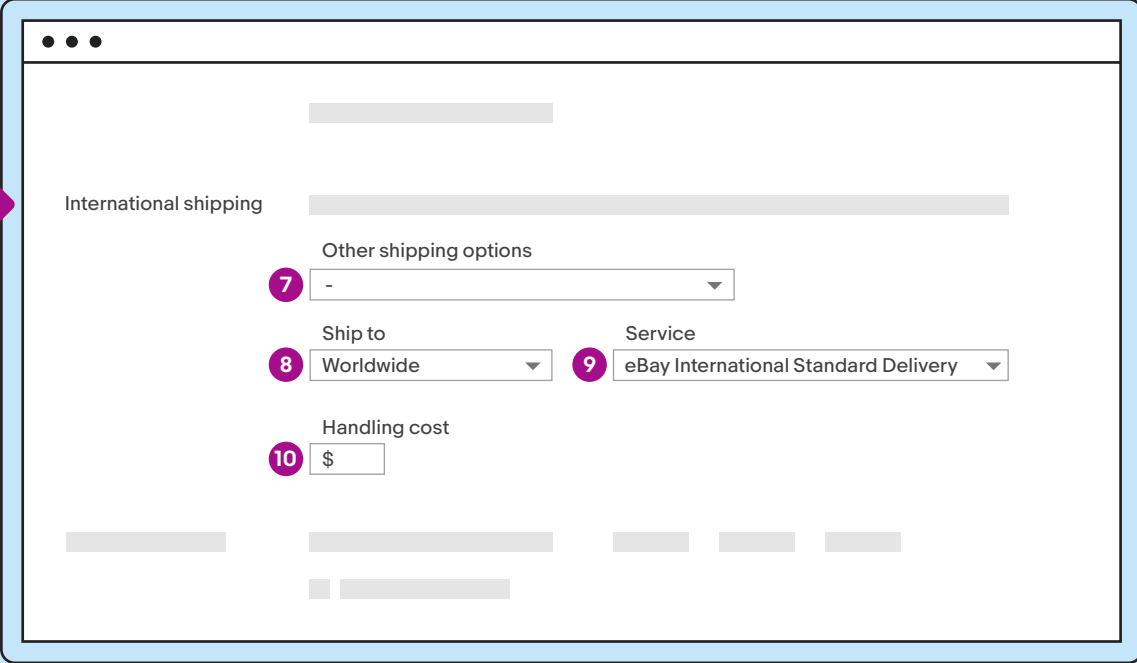
Click the **Offer local pickup** checkbox and enter a handling charge (if applicable) in the **Cost** field.

Step 6

Select your **Handling time**. (Selecting "Same business day" or "1 business day" may increase your item's search visibility.)



eBay international standard delivery



A screenshot of the eBay shipping options form. A pink arrow points to the 'International shipping' section. The form includes the following elements:

- International shipping**: A section header with a grey bar below it.
- Other shipping options**: A dropdown menu with a pink circle containing the number 7 and a minus sign (-).
- Ship to**: A dropdown menu with a pink circle containing the number 8 and the text 'Worldwide'.
- Service**: A dropdown menu with a pink circle containing the number 9 and the text 'eBay International Standard Delivery'.
- Handling cost**: A text input field with a pink circle containing the number 10 and a dollar sign (\$) symbol.

Below the form, there are several grey bars representing other shipping options.

Step 7

In the **International shipping** section, under **Other shipping options**, select an option (Flat, Calculated, No international shipping).

Step 8

Under **Ship to**, select **Worldwide** (recommended).

Step 9

Under Services, select **eBay International Standard Delivery**.

Step 10 (optional)

Enter a **Handling cost** (if applicable).



eBay international standard delivery

The image shows a screenshot of a web form for eBay international standard delivery. A pink arrow points to the 'Package weight & dimensions' section. A pink bracket labeled '11' encompasses the 'Package type' dropdown menu and the 'Irregular package' checkbox. Another pink bracket labeled '12' encompasses the 'Dimensions' input fields (three boxes separated by 'X') and the 'Weight' input fields (a dropdown menu and two boxes).

Step 11

Under **Package weight & dimensions**, select a **Package type**.

OR

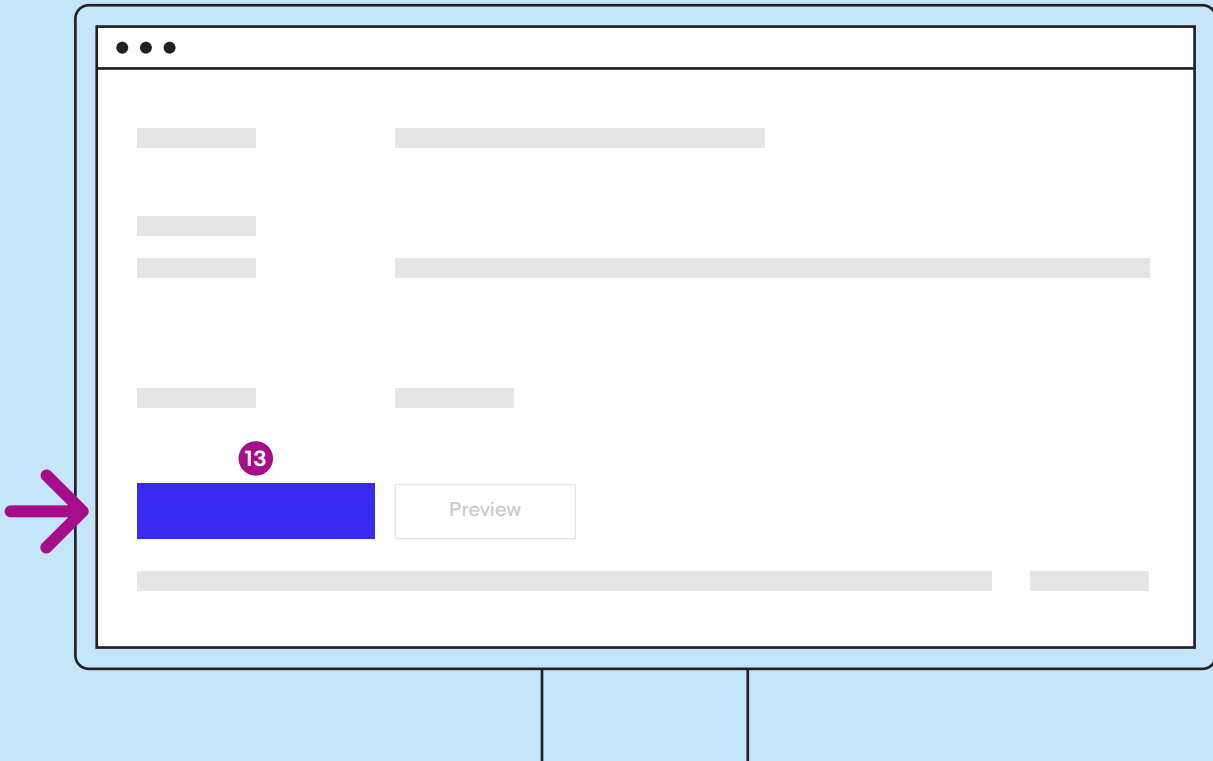
Click **Irregular package** (if applicable).

Step 12

Enter the package's **Dimensions** and **Weight** (round up to the nearest whole numbers).



eBay international standard delivery



Step 13

Scroll to the bottom of the page and click on **List item** for a new listing.


OR

Update listing if you're updating an existing listing.

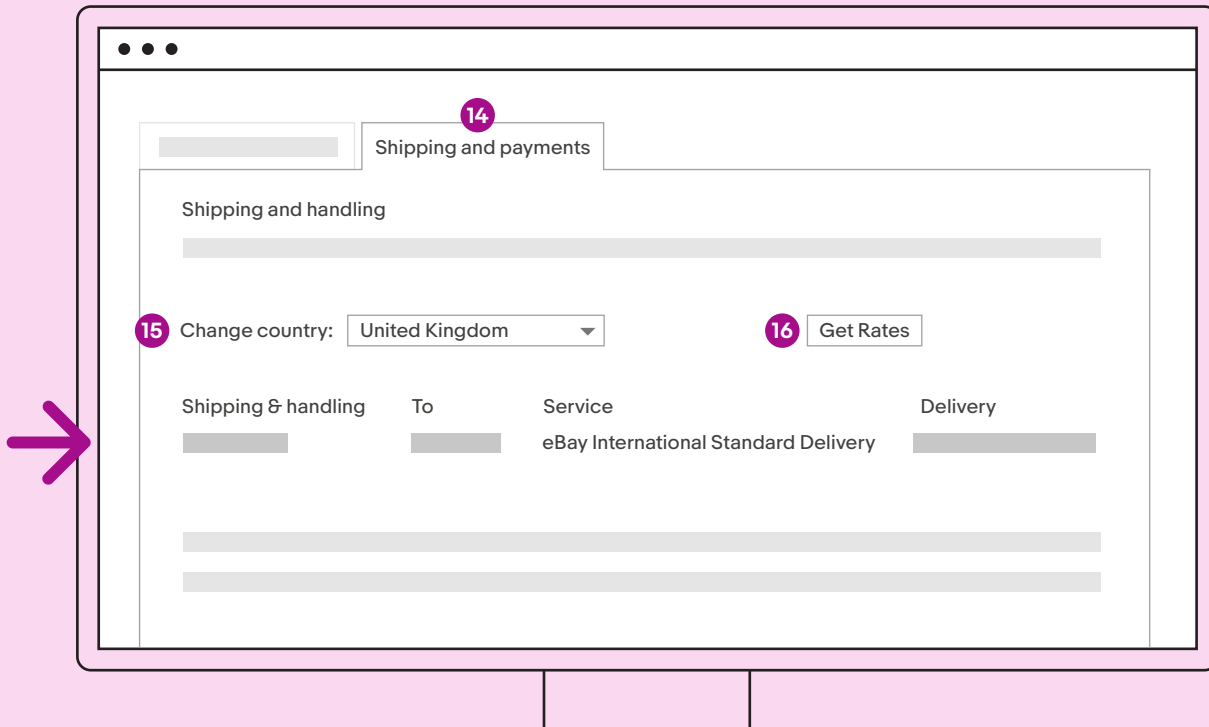
List item

OR

Update listing



eBay international standard delivery



CAUTION: If you perform these optional verification steps, be sure to complete Step 17 afterwards

Step 14 (optional)

To verify that you've added eBay international standard delivery, view your listing and click on the **Shipping and payments** tab.

Step 15 (optional)

In the **Shipping and handling** section, using the **Change country** dropdown menu, select a hypothetical country for a buyer. In this example, we've selected "United Kingdom."

Step 16 (optional)

Click the **Get Rates** button. The shipping and handling cost (USD), the destination country you selected, the service (eBay international standard delivery) and estimated delivery dates will now display below.



eBay international standard delivery

The screenshot shows a web browser window with a 'Shipping and payments' tab. The main heading is 'Shipping and handling'. A red circle with the number '17' highlights the 'Change country:' section, which includes a dropdown menu currently set to 'United States', a 'Zip code:' input field, and a 'Get Rates' button. Below this, a table displays shipping options:

| Shipping & handling | To | Service | Delivery |
|---------------------|------------|--------------------------------------|------------|
| [Redacted] | [Redacted] | eBay International Standard Delivery | [Redacted] |
| [Redacted] | | | |
| [Redacted] | | | |

Step 17

CAUTION: After verifying that you've added eBay international standard delivery to your listing, be sure to change the country in the **Change country** dropdown menu back to the country you are selling from (in this example, United States). Otherwise the shipping rate displayed to potential buyers will be based on the hypothetical destination country.

